



# THE BULLETIN

BRITISH COLUMBIA COUNCIL OF  
GARDEN CLUBS

OCTOBER 2023 🍁

# PRESIDENT'S MESSAGE

LYNDA PASACRETA 

## PLEASE FORWARD TO ALL OF YOUR CLUB MEMBERS

I just realized that I am wearing a jacket while I am gardening. Summer left without saying goodbye!

My flower garden is filled with bees and bumblebees of all sorts madly getting as much nectar as they can.

My indoor plants that I love to put outside for the summer are quietly suggesting I bring them back inside. My Boston ferns and spider plants have grown massive through the summer season.

I am already planning my spring garden – moving plants to better locations in my gardens, planting bulbs, dividing some of my hostas and grasses, and still watering regularly, especially rhododendrons, camellias, and azaleas as they are setting their flowers for next year.

Migratory birds are arriving in our neighbourhood making their way south. Warblers, flycatchers, vireos, goldfinches, and even the noisy snow geese are a welcome sight as they make a stop to feed before continuing on their journey.

Our Virginia maple is changing colour to vivid reds, oranges, and purples. She is depositing her gift of leaf mulch on our lawns already. I collect neighbours leaves too, reminding them what they are giving up can add so much nutrition to our gardens over the winter.

Our vegetable garden is still bringing us fresh produce for our dinners along with raspberries and everybearing strawberries for our pleasure. Carrots and beets will stay in the ground through the winter, if possible.

Welcome autumn. You bring a whole new palette of colours!



## SCHOLARSHIP FUND NEWS

BY PATTY MOLNAR, SCHOLARSHIP FUND CHAIR

Our BCCGC scholarship chair, Patty Molnar, attended the University of BC Botanical Garden's annual barbecue this month. She presented Michelle Pass, a UBC Botanical Garden Horticultural student, with our scholarship award at this event. Michelle commuted to UBC from Abbotsford Tuesdays through Thursdays – a three-hour round trip travel time.

From Allison Luke, the principal instructor at the UBC Botanical Garden Horticulture Training Program:

*".... the individual who is receiving it had, among other things, a real aptitude for plant ID and design. What stood out for me and the other instructors is the commitment that this individual demonstrated by showing up every day even though she had the longest commute by far of anyone in the class. You have the potential to go far the field of horticulture, Michelle Pass, and are very deserving of this award."*

Firstly I would like to start by saying I am very grateful for my time spent in the UBC Botanical Garden, and for the BC Council of Garden Clubs for providing this scholarship to graduates of the program.

It is not only an incentive to work hard, but aids in a time when financial hardship is very real for students. That being said, the time and money spent getting to and from the program cannot even compare to how valuable it was to be alongside the experienced and passionate staff of the garden.

Before entering the program I did not know what to expect; what I got was an unmatched network of plant-centric minds and scholars to answer all of my obscure questions. For the time being I have remained at my place of work, Devan Greenhouses, where I have taken on more responsibility like organizing container planting and garden designing classes and planning seminars for people to learn the fundamentals of the yearly garden processes. I love to share my passion with others, and in the future I hope to have my own space to invite people in and experience the magic that I feel when I walk into a garden.

Michelle Pass





# Join our \$80 for 80 years celebration donation drive! 🎉

Join clubs across BC in celebrating the BCCGC's 80th anniversary and the Scholarship Fund by contributing \$80 in 2023. Over **\$10,270** has been collected to date!

## How to Donate to the BCCGC Scholarship Fund

If you wish to make a donation by cheque please send it to:

BC Council of Garden Clubs  
Scholarship Fund, c/o: BC Council of Garden Clubs

10952 McAdam Road

North Delta, BC, V4C 3E8

Please ensure that the cheques are made out to the "Vancity Community Foundation" and the memo field shows "BC Council of Garden Clubs." If the person or organization that the donation is from does not clearly show on the cheque, please include a brief note with the cheque indicating who the donation is from and a return address (so that an income tax receipt can be issued).

If you wish to donate online with a credit card:

Go to

[www.vancitycommunityfoundation.ca](http://www.vancitycommunityfoundation.ca).

Click the "Funds" button on the top right side of the home page.

Locate the BC Council of Garden Clubs Scholarship Fund, either by scrolling through the list or searching "garden clubs" in the search bar.

Once on the BCCGC Scholarship Fund page, click "Give to this Fund" and complete the form.

OR

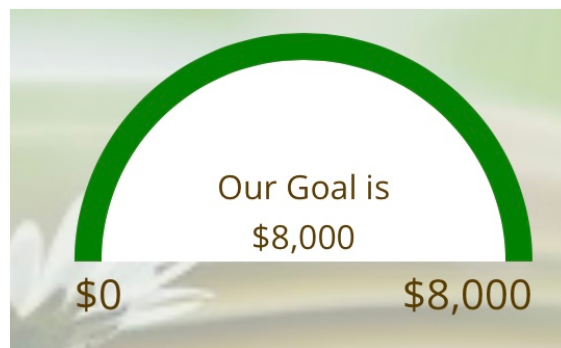
Go to [www.bcgardenclubs.com](http://www.bcgardenclubs.com).

Go to the "Scholarship Fund" on the top bar and click on the "Donate" page below.

Scroll down to the link to Vancity Community Foundation and click on it. This will take you to the BCCGC Scholarship Fund page.

Click on "Give to this Fund" and complete the form.

Thank You!



Let's keep it going!  
**Three months** left  
to blow our goal  
out of the water!!!!



Preparations are well underway for our fall in-person meeting.

We will be meeting at the same location as our spring get-together, Bonsor Recreation Complex in Burnaby.

We encourage you to get registered for this event as quickly as possible\*. We would also love to see folks from out of town. There are hotels very close to Bonsor Recreation Complex (within walking distance) and even a day trip would be lovely. You can do a little shopping at Metrotown Burnaby while you are visiting!

One of the most challenging times we have at these meetings is to harness the energy and the excited chatter from all participating.

New Westminster Horticulture Society is again donating their time to take care of our raffle table – the prizes are awesome. All monies collected are donated to the BC Council of Garden Clubs Scholarship Fund. We sincerely thank NWHS.

We encourage every club in attendance to bring brochures, information, and a lovely prize to donate to the raffle table.

Wear your garden club/community garden t-shirts to not only add colour to our event, but to showcase some of the initiatives that our member clubs are proud of.

Spend some time wandering through the floral art displays and shopping with our vendors, Front Yard Farms, My Fathers Garden Jams, Growers Delight, Kelpman, Phoenix Perennials (new), and Big Bear Tools (new).

**Bonsor Recreation Complex** has asked that we enter our meeting space through the patio area rather than through the lobby. There is a set of stairs off the parking lot and an accessibility ramp.

We must clean up all garbage and food at the end of the meeting or we may receive additional charges. We also must vacate the premises by 4:00PM.

Your BC Council of Garden Clubs team is looking forward to welcoming everyone! 🍁

\*Registration form is included with this newsletter for your convenience.



vancouver | master  
gardeners


## JOIN US!

The Master Gardener Basic Training program is for everyone with an interest in gardening, from backyard and community gardeners, to garden designers and landscapers. Our program is science-based with instructors from local universities and colleges, as well as ministry specialists, growers and other professionals.

✉ [basic\\_training@vancouvermastergardeners.org](mailto:basic_training@vancouvermastergardeners.org)  
🌐 [www.mgabc.org](http://www.mgabc.org)  
f vancouver master gardeners

Scan me →





The Canadian Garden Council announced late 2022 that celebrations would continue across Canada in 2023 by promoting planting purple flowers and plants. We asked BC Council of Garden Club members to send us their photos of purple plants in their gardens. We were absolutely delighted with the response. (We will be showing our **purple plants** presentation at our fall general meeting).

It seems like a good idea to showcase some of the purple plants we see in the fall season as we head into the last few months of **purple plants**. Remember to start collecting **orange plants** for the 2024 "Live the Garden Life" celebrations.



Fall Asters, Judith Brook, Lynn Valley Garden Club



Autumn Crocuses, Hilda Stanger, Fraser Pacific Rose Society

# Growers Delight

## Granular Soil Activator

NEW ORGANIC HOUSE BLEND 4-2-2 with HUMIC

Growers Delight is a soil activator enriched with organically sourced materials. Along with NPK plus CA, also includes many other trace elements. Improves soil structure and activates the soil's fertility naturally.



OMRI Certified Organic

Enriched with Calcium, Humic Acid, Nitrogen, Soluble Potash

### Made in Canada

For more information:  
[info@organicdirtsupplements.ca](mailto:info@organicdirtsupplements.ca)  
or visit our website

### Perfect for:

- General row gardens
- Repotting plants
- Trees & shrubs
- Lawn maintenance & care

[www.organicdirtsupplements.ca](http://www.organicdirtsupplements.ca)

Growers Delight is now a member of COTA, the Canada Organic Trade Association. Check us out: <https://organicdirtsupplements.ca/>. Use code BCCG12 for special discounts.

## SHARE YOUR HAIKUS!

### ROSEMARIE DAVIDUK, UPPER LONSDALE GARDEN CLUB

At Upper Lonsdale Garden Club, meetings are closed with a poem/haiku or two. Rosemarie started this practice by sharing a haiku with her fellow members. It was well received. Here is one for BC Council of Garden Club members.


Oh leaves, ask the wind

Which of you

Will be the first to fall

(Natsume Sōseki)

High bush cranberry, Castlegar, BC. Photo  
by Lynda Pasacreta, Richmond Garden Club



Fall is upon us! Have you started preparations for your soil for next year? This is why you need good soil structure.

Much like humans, soil needs a delicate balance of nutrients to remain healthy. That's why, over time, if you're not seeing the results from previous years, your soil is depleted of nutrients.

Our company Growers Delight focuses on promoting healthy soil/plant symbiotic bacteria, along with stimulating mycorrhization, which helps increase phosphorus availability and helps accelerate microbial activity and soil quality. Growers Delight also assists greatly in the decomposition of crop residues.

By using our certified 100% organic soil activator, we've made one custom blend product for your one-stop shopping for all your gardening needs. No need for multiple fertilizer products.

Let's get a jump start on replacing all the nutrients you need for the next season of growing your flowers, vegetables, and fruit trees, or for lawn care.

<https://organicdirtsupplements.ca/>



# PAINTED LADY BUTTERFLY

CINDY TATRYN, VANCOUVER MASTER GARDENERS

**Painted Lady**, *Vanessa cardui*

**Range:** The painted lady butterfly is a migratory butterfly. Some years they are more numerous than others. It can be found in open sunny habitats from sea level to mountain alpenes in meadows, fields, and gardens. They do not hibernate in BC, so must recolonize by migrating each year.

**Larval Food Plants:** The painted lady larvae eat the leaves of beans (*Phaseolus* spp.), borage (*Borago*), burdock (*Arctium*), clover (*Trifolium*), heliotrope (*Heliotropium*), knapweed (*Centaurea* spp.), hollyhock (*Alcea rosea* – single not double flowering types), lupine (*Lupinus* spp.), mallow (*Malva* spp.), mustard (*Brassica* spp.), pearly everlasting (*Anaphalis margaritacea*), petunia (*Petunia*), stinging nettle (*Urtica dioica*), sunflower (*Helianthus*), thistle (*Cirsium* spp.), wormwood or sagebrush (*Artemisia* spp.), yarrow (*Achillea millefolium*), and composite flowers.

**Adult Food Source:** Painted lady butterflies love to feed on nectar-producing flowers in gardens. You will usually see them feeding in large numbers on asters (*Aster* spp.), astilbe (*Astilbe x arendsii*), beebalm (*Monarda*), beggar-ticks (*Bidens alba*), blanketflower (*Gaillardia x grandiflora*), butterfly bush (*Buddleia davidii*), butterfly weed or milkweed (*Asclepias tuberosa*), buttonbush (*Cephalanthus* spp.), candytuft (*Iberis sempervirens*), crambe (*Crambe cordifolia*), cupid's dart (*Catanache caerulea*), dame's rocket (*Hesperis matronalis*), hollyhock (*Alcea rose* – a single not double flowering types), Joe-Pye weed (*Eupatorium purpureum*), knapweed (*Centaurea* spp), lilac (*Syringa* spp.), mallows (*Malva* spp.), mint (*Mentha* spp.), pearly everlasting (*Anaphalis margaritacea*), pentas (*Pentas lanceolata*) red, white, pink, or purple flowers, pinks (*Dianthus plumarius*), privet (*Ligustrum* spp.), purple coneflower (*Echinacea* spp.), red clover (*Trifolium pratense*), red valerian

(*Centranthus ruber*), scabiosa (*Scabiosa caucasica*), sedum (*Hylotelepleium spectabile*), stonecrop (*Hyloteleium* spp.), thistle (*Cirsium* spp.), wallflower (*Erysimum cheiri*), zinnia (*Zinnia elegans*), and other composite flowers.

**Time of Flight:** The adult painted lady butterfly can be seen flying from April to October.

**Life Cycle:** As adults they migrate long distances. They arrive in BC in the spring and lay eggs that hatch. There is only one generation of offspring produced in BC. The spiny larvae build silken structures on leaves of the host plant, which can be defoliated in some years. The eggs are light green and barrel-shaped with vertical ribs. The pupa is a beautiful dusty copper colour with a metallic shine when turned under a light.

## Description:

**Larvae** – Larvae are usually black in colour with yellow horizontal bands. Each makes an individual silk nest from which it feeds. When grown they pupate and become butterflies.

Larvae have a dark-coloured head, and the pale body has yellowish dorsal and lateral stripes and is covered with light-coloured hairs. Each body segment has six spines/hairs known as skoli.

The first instar larvae are dark brown, flecked with lighter brown and grey, with an irregular white line along each side of a dark dorsal line and an irregular grey lateral line.

Mature larvae are greyish brown, variegated with yellow and black. The second to fifth segments and the last segment are black with many whitish dots from which spines/hairs (skoli) arise.

## PAINTED LADY BUTTERFLY, CONT'D

There is a line of dashes down the back, which is white on the thorax and yellow on the abdomen.

The body is covered in spines/hairs (skoli), varying in colour from yellowish to brownish white and tipped with black.

There is a pale yellowish dashed line down each side. The spiracles are black, with a dull yellow ring around each one. Individual larvae are highly variable in colour.

The larvae are each approximately 45 mm.

**Adult** – The adult is brown with a hairy body, orange wings with white spots and black wing tips. There are four eyespots on the underside of the hind wings.

The painted ladies in BC are medium-sized to large orange brown butterflies with black markings. Adults are strong, fast, erratic fliers that are most easily approached when they are feeding.

The wingspan is 50-70 mm.

### **Native Plant:**

Pearly everlasting (*Anaphalis margaritacea*)

Pearly everlasting is from the aster family. It is a perennial herb with a rhizome root. It grows 10 to 100 cm tall with alternate narrow lance-shaped leaves. The leaves are greenish above and white-woolly underneath.

The flowers grow in small dense flat-topped clustered heads of disk-shaped yellow flowers. It flowers from summer to frost.

Pearly everlasting is shade tolerant and grows in rocky slopes, open forest, clearings, meadows, fields, pastures, and roadsides from sea level to sub-alpine elevations.

The stems are stiff, erect and straight-reaching from 20 to 60 cm in height. It has dense woolly hairs that cover the

stem and the underside of the narrow leaves. Near the top of each stem there are several short branches. Each branch bears four to eight small heads of flowers. Each yellowish floral disk is densely packed with individual male and female florets forming a dense, flat-topped structure. On each head, many pearly white, papery dry bracts crowd around the main structure of the blossom.

It grows from rhizome cuttings and is easy to propagate or grow by seed sown in fall or early spring.

Pearly everlasting makes a great dried flower for bouquets.

### **Sources:**

*Garden Bugs of British Columbia: Gardening to Attract, Repel and Control*, by Janice Elmhirst, Ken Fry & Doug Macaulay (2008, Lone Pine Publishing).

*Butterflies and Butterfly Gardening in the Pacific Northwest*, by Mary Kate Woodward (2005, Whitecap Books).

*The Butterfly Garden: Creating Beautiful Gardens to Attract Butterflies*, by Jerry Sedenko (1991, Villard Books).

*Butterfly Gardening: Creating a Butterfly Haven in Your Garden*, by Thomas C. Emmel (1997, Cavendish Books).

*Plants of Coastal British Columbia including Washington, Oregon & Alaska*, by Jim Pojar & Andy Mackinnon (2014, BC Ministry of Forests, Partners Publishing and Lone Pine Publishing).

*Native Plants in the Coastal Garden*, by April Pettinger with Brenda Costanzo (2002, Whitecap Books).

*Gardening with Native Plants of the Pacific Northwest*, by Arthur R. Kruckeberg & Linda Chalker-Scott (2019, University of Washington Press).

*E-Fauna/E-Flora BC: Electronic Atlas of the Plants of British Columbia [efauna.bc.ca]. Lab for Advanced Spatial Analysis, Department of Geography, University of British Columbia, Vancouver*, by Brian Klinkenberg, (2020/2021).

PAINTED LADY BUTTERFLY, CONT'D



Painted Lady Butterfly and Pearly Everlasting.  
Photos by Wikimedia Commons



## HOW WILDFIRES AFFECT YOUR GARDENS AND WHAT WE CAN DO

### LYNDA PASACRETA, PRESIDENT, RICHMOND GARDEN CLUB

Kelowna fire chief Jason Brolund addressed the United Nations climate summit late September. Kelowna and many other regions in British Columbia seriously felt the affects of climate change this summer.

Reports are coming from the Northwest Territories on how badly burned the boreal forest is in that area. Some of the ground has been left black, which of course we know attracts and keeps the heat from sunlight.

Wildfire smoke, we know, affects our breathing, but it also affects sun-loving plants if the smoke hangs around for an extended period of time – especially in the Shuswap Lake area and the Okanagan.

The dimmed light causes some of our plants to drop leaves and lose some of their brilliant colours. Plants have trouble breathing too! Ash and other particulate matter can get into the plants and affect their process of taking in carbon dioxide and releasing oxygen. We can wipe down leaves that are coated in ash but do not water from above as that will make ash stick. Water at the soil level.

Wildfires can be positive for forests, trees, and other plants. Ash adds organic nutrients to the soil, such as calcium, potassium, and magnesium. Some cultivated garden vegetables like the nutrient boost, such as asparagus, leeks, lettuce, garlic, and chives. Stone-fruit trees like peaches and plums can benefit from the nutrients also.

Is it safe to eat produce affected by wildfires? The food is fine but you need to wash off the ash outside with a hose or a watering can. Make sure to wear a mask when hosing off the produce. Then give it a second and third rinse in your kitchen sink. If your garden is located near a building that was burned by a wildfire do not eat as there can be toxins from different structures.

Some tips to take care of your property if you live in a wildfire area:

1. Store wood 30 feet from your home.
2. Keep grass mowed and remove any dead plants or weeds.
3. Remove dead branches, leaves, and pine cones from your gutters.
4. Remove dead branches from your trees, especially branches that hang over your roof.
5. Remove vegetation from around and underneath your deck.
6. Use fire-resistant mulch.
7. Keep any flammable outdoor furniture away from trees and shrubs.
8. Don't plant high-resin plants such as junipers, conifers, or evergreens close to your house.
9. Grow deciduous trees!
10. Choose fire-resistant plants – succulents, ajuga, yarrow, alyssum, coreopsis, California poppies, coneflowers, bergenia, lupine, iris, heuchera, columbine, creeping phlox are some examples.

It is a huge concern for our province but we can help out in a small way by thinking about how we can contribute to a healthier environment through best practices in gardening.



Wildfires in British Columbia. Photo Wikimedia Commons

## NEWSLETTER CONTRIBUTIONS

We would love to feature your club or community garden in the newsletter.

Tell us about some of the projects your club or community garden is involved in.

You are invited to submit an article at any time (please include photos and name of author). Photos should be high resolution and you should include the name of the photographer if possible. Articles should be in the range of 300–500 words. If you have an idea for a

longer piece, connect with the newsletter editor in advance to discuss your idea.

Articles are due on the 15th of the month preceding publication. If they are submitted after that date, they will be held for the next issue.

The **next due date is October 15 for November 1**. Submissions/ inquiries:

[newsletter@bcgardenclubs.com](mailto:newsletter@bcgardenclubs.com)

Lynda Pasacreta, Editor

Pam Robertson, Copy Editor

### BRITISH COLUMBIA COUNCIL OF GARDEN CLUBS

Lynda Pasacreta | President

Lorna Fraser | Past President

Cindy Tataryn | First Vice President

Ron Ouwerkerk | Second Vice President

Pam Robertson | Secretary

Ann Peters | Treasurer

Patty Molnar | Scholarship Fund

Lynda Pasacreta | Communications Coordinator

Lorna Herchenson | Membership Committee and Insurance

Lynda Pasacreta | Newsletter Committee

Frank Girard | Website

[bcgardenclubs.com](http://bcgardenclubs.com) | [www.facebook.com/bcgardenclubs](https://www.facebook.com/bcgardenclubs)