



THE BULLETIN

BRITISH COLUMBIA COUNCIL OF
GARDEN CLUBS

JUNE 2023

PRESIDENT'S MESSAGE

LYNDA PASACRETA

PLEASE FORWARD TO ALL OF YOUR CLUB MEMBERS

June is well known as the month of weddings and roses.

We are drawn to the brilliant and sometimes nostalgic colours and scents of roses. Botanical gardens that display various types of roses are usually packed with people with their faces right into the roses breathing in the powerful and sometimes subtle scents emitted from these gems of the garden.

So I had to ask the question. Are roses helpful to the environment? They certainly have a high ornamental value, but they also contribute to increasing biodiversity.

Roses contribute to providing food for insects, birds with protected nesting sites, and shelter for many small animals. Roses are insect magnets!

Rose hips are a valuable source of food during the fall and into the winter months. Humans find rose hips a great source of vitamin C but we must make sure to leave plenty on the roses for our wildlife.

The ornamental value of roses is immense with their abundant blooms, varied colours, and long flowering

period from June well into the fall season.

Roses can also stand long periods of drought and can capture particulate matter such as nitrogen oxide (NO_x) and ozone (O₃)!

Join your local rose society and get growing!



'Brenda Viney' rose,
named by Brad Jalbert,
Select Roses

Photo: Brenda Viney,
Vancouver Rose Society

SCHOLARSHIP FUND NEWS

BY ANITA IRANI, SCHOLARSHIP FUND COMMITTEE

My name is Teah Peschke. I am 34 years old and am originally from Aldergrove, BC. Before my interest in horticulture, I worked as a Medical Laboratory Assistant at Royal Inland Hospital. Unfortunately, due to chronic staffing shortages and unhealthy work environments, I needed a change to combat the negative impact healthcare was having on my mental health. I completed the Horticulture Certificate program with Thompson Rivers University in April 2023. Come September I plan to continue my horticulture education by taking the Horticulture Management diploma in hopes to advance in my horticulture career.

During my practicum, I worked with the City of Kamloops along side the city gardeners, irrigation techs, turf management, and arborists gaining valuable hands-on work experience. Naturally, I was drawn to the city horticulture department working alongside the gardeners (even though it was mainly raking up dead leaves from the previous year's leaf drop). I was lucky enough to be hired on by the city as a labourer with hopes to moving into a gardener position by the end of the current season.

I am beyond thankful for the honour of receiving the BC Council of Garden Clubs Award and intend to put the money towards next semester's tuition. With career changes happening for both my partner and me, every penny is incredibly helpful to help achieve our goals with as little financial burden as possible. I'm looking forward to utilizing my horticulture education to help make Kamloops colourful and truly shine.



\$80 for 80 years scholarship fund donation drive. Donate today!



Join our \$80 for 80 years celebration donation drive! 🎉

Join clubs across BC in celebrating the BCCGC's 80th anniversary and the Scholarship Fund by contributing \$80 in 2023. Over \$5,000 has been collected to date!

How to Donate to the BCCGC Scholarship Fund

If you wish to make a donation by cheque please send it to:

BC Council of Garden Clubs
Scholarship Fund, c/o: BC Council
of Garden Clubs

10952 McAdam Road

North Delta, BC, V4C 3E8

Please ensure that the cheques are made out to the "Vancity Community Foundation" and the memo field shows "BC Council of Garden Clubs." If the person or organization that the donation is from does not clearly show on the cheque, please include a brief note with the cheque indicating who the donation is from and a return address (so that an income tax receipt can be issued).

If you wish to donate online with a credit card:

Go to

www.vancitycommunityfoundation.ca.

Click the "Funds" button on the top right side of the home page.

Locate the BC Council of Garden Clubs Scholarship Fund, either by scrolling through the list or searching "garden clubs" in the search bar.

Once on the BCCGC Scholarship Fund page, click "Give to this Fund" and complete the form.

OR

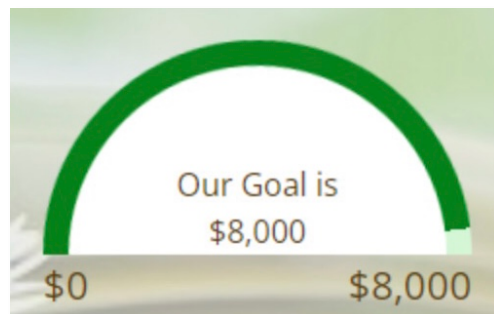
Go to www.bcgardenclubs.com.

Go to the "Scholarship Fund" on the top bar and click on the "Donate" page below.

Scroll down to the link to Vancity Community Foundation and click on it. This will take you to the BCCGC Scholarship Fund page.

Click on "Give to this Fund" and complete the form.

Thank You!



YTD \$7,600!

FALLING IN LOVE WITH BEES!

LORI WEIDENHAMMER

My passion for bees started with a love for spending time on the prairie near my childhood home in Cactus Lake, Saskatchewan. For sixteen years, I spent hours on my own watching the bumblebees in the crocuses, wild roses, goldenrod, and gumweed. I was also inspired by my mom's garden, where I fantasized about the lush plants that would grow there. She'd let me pick packages from the seed catalogues, which I read from cover to cover during the long winter months. The scented sweet peas, mammoth sunflowers, and vegetables she coaxed out of the dark soil were legendary. She was particularly good at growing plants from seed, which I developed a passion for as well.

My dad had several hobbies over the years, and one year it was beekeeping. I have wonderful childhood memories of the sweet, comforting scent of the honey shed. Dad developed an allergy to bee stings and had a very close call with death one day due to multiple stings. After our family doctor performed the intervention that saved his life, my mom announced dad would no longer be a beekeeper. He moved on to stamp and coin collecting. Much safer.

When I moved to Vancouver as an adult, I found myself spending many happy hours volunteering at UBC Farm. I ended up helping with swarm gathering and honey harvesting and met my mentor, Brian Campbell. Brian got me interested in bumblebees and blue orchard mason bees and I became deeply fascinated by native bees. I created a persona called Madame Beespeaker who collected messages for the bees, based on an old tradition of *telling the bees* personal news of marriages, births, and deaths. I began to weave narratives of the art and science of bees and sharing my passion for pollinators with all ages of participants. I have fun dressing up in silly costumes and using my training in performance to add a playful dimension to my serious work.



My book, *Victory Gardens for Bees: A DIY Guide to Saving the Bees*, is sadly out of print. You may be able to find a copy at your local library. I have had a wonderful time promoting my book over the years and meeting so many wonderful gardeners, scientists, and naturalists with a common passion for protecting pollinators. There was one moment where I was in a meadow near Kamloops on a bee course field trip with entomologist Lincoln Best, and I thought, "This is my happy place!" I am grateful to be one of the founding members of the Native Bee Society of British Columbia where my friends and colleagues share our dreams and our practical knowledge to make a better world for native BC bees. Please join us! bcnativebees.org/

I love talking to garden clubs about identifying bees and creating habitat for pollinators, either in person or on Zoom. I especially like to visit gardens where I can take folks on a bee safari and we can observe bees in action together. I also encourage you to participate in our NBSBC Bee Tracker project on iNaturalist. (<https://www.inaturalist.org/projects/nbsbc-bee-tracker>)

FALLING IN LOVE WITH BEES, CONT'D

LORI WEIDENHAMMER

Learning more about the life cycles of your local native bees and becoming a skilled naturalist attuned to the seasonal needs of bees will help you become a better bee gardener. I would like to throw out a challenge to BC gardeners: How sensitive to bees' seasonal needs can you be? I challenge you to share your insights as you become attuned to the life cycles of the bees that inhabit your garden. I'd love to hear from you! The native bees really need our help. We can do this! I hope your gardens are thriving and alive with the music of bees.

Lori Weidenhammer is an English/Irish/German settler originally from a tiny hamlet called Cactus Lake, Saskatchewan — in Treaty 6 Territory in Saskatchewan — the original lands of the Cree, Saulteaux, Dene, Dakota, Lakota, Nakota, and the homeland of the Métis Nation. She is a performance-based interdisciplinary artist and educator and is a recipient of the Entomological Society of Canada's Norman Criddle award for her work as an amateur naturalist. She works with

students of all ages on eating locally and gardening for pollinators and enjoys finding new ways to bring inclusive and accessible artistic creation into the process of connecting folks to BC native bees. You can reach here via her website: <https://loriweidenhammer.ca/contact/>.



Camassia and bees — photos by Lori Weidenhammer




Photo by Terry Burkitt, North Surrey Horticultural Society (from our purple flower photos)

FRASER PACIFIC ROSE SHOW 2023

HILDA STANGER DUTT, PRESIDENT, FRASER PACIFIC ROSE SOCIETY

Our members volunteer every week during the growing season, starting in March, in the beautiful Centennial Rose Garden of over 1,400 roses to the west side of the Dogwood Pavilion Senior Activity Centre, off Poirier Road. This is part of Coquitlam's Leisure Centre complex. The garden is open all year long to visitors.


We also created, with the help of the City of Coquitlam 10 years ago, a special 'Canadian Hybridized Rose Garden' alongside (on the east and south verges) the Bowling Green, which includes many roses that were specifically hybridized here in Canada to withstand our Canadian winters without being covered up to protect them from temperatures down to minus 35 degrees Celsius. Many are on their own roots. This garden is unique to BC and contains a number of roses hybridized here in Coquitlam by George Mander, famous for hybridizing many miniature roses, and especially 'Glowing Amber' – the only Canadian hybridizer and rose to have been inducted to the World Hall of Fame, by the American Rose Society, in 2015. He also hybridized 'Canadian White Star' a hybrid tea rose, which was featured on a Canadian stamp in 2001. Another BC rose hybridizer featured there with a number of his roses is Brad Jalbert of Select Roses, Langley, BC, including our own 'Coquitlam' orange blend floribunda rose.

Fraser Pacific Rose Society is hosting a two-day judged rose show and festival titled 'Carnival of Roses' on

Saturday, June 24, 1:00 pm to 5:00 pm and Sunday, June 25, from 9:00 am to 3:00 pm with an awards ceremony at 3:00 pm, held at the Dogwood Pavilion, 1655 Winslow Avenue, Coquitlam, BC

Anyone can enter their own home grown roses in the show on the Saturday early morning. Details of how and when are on our website: fprosesociety.org.

We also have a photography section and a robust floral art section. The public can vote for the best design and the most fragrant rose. We have a ticketed luncheon for the judges and public on Saturday, 12:00 noon to 1:00 pm (\$20), and some floral art demonstrations, rose sales, and other rose-related vendors.



'Day Breaker' rose — photo by Hilda Stanger Dutt

Fraser Pacific Rose Society

presents our Annual **Rose Show**

CARNIVAL OF ROSES



Saturday, June 24, 2023 1 – 5 pm

Sunday, June 25, 2023 9 am – 3 pm

Dogwood Centennial Pavilion

1655 Winslow Avenue

Coquitlam

Admission \$3.50 / Under 10 years Free

GROWING ROSES

DWIGHT YOUNG, GROWERS DELIGHT

When growing roses or transplants, they love a little extra calcium, which is provided in our Soil Activator from Growers Delight.

Our soils are quite often mineral deficient. Nitrogen, phosphorus, sulfur, calcium, and magnesium are all important elements.

When properly used you will notice the absorption of nutrients and increase the capacity for cation exchange. With increased root respiration and root formation you will have a much stronger root system that also provides the energy and nutrition source for beneficial organisms that influence plant health and soil fertility.

After applying your Soil Activator, your rose bed or garden, will show more vibrant colour, a stronger healthier rose, and many more flowers from usage.

For existing roses in the garden, move away from the base of the plant, adding a small handful of Growers Delight in the surrounding area where new roots are searching for nutrients. Add water.

If transplanting, add a tablespoon once the hole is dug, add water to start the activation, transplant the rose, cover with dirt, then add an additional tablespoon of Soil Activator.

Maintain regular maintenance for watering. Once you notice new flowers appearing, you could add a little extra of the Soil Activator to give it the boost of energy it is looking for.



Photo by Philip Knight,
piltography.ca



Growers Delight is now a member of COTA, the Canada Organic Trade Association. Check us out: <https://www.organicdirtsupplements.ca/>. Use code BCCG12 for special discounts.

FRIENDS OF UBC BOTANICAL GARDEN (FOGS) INVITATION


MARTHA BASSETT, FOGS

The Friends of UBC Botanical Garden (FOGs) have been working with the garden staff to develop drop-in guided tours offered Saturdays and Sundays at 11:00 am and 1:00 pm. It is a fun way to learn about the garden and also experience how it changes through the seasons. Training and bullet-point scripts are provided including 'who knew?' points such as *Stewartia* flowers always land face up when they drop. For inquiries, please contact FOGs BCCGC Liaison Martha Bassett: mpbassett@gmail.com (604) 224-3178



Photos by Gudrun Hancock and Martha Bassett





🌹 Plant **purple** in 2023. Purple is a colour that symbolizes nobility, creativity, wisdom, pride, and magic.

🌹 Plant a tree for shade.

🌹 Create a rain garden to help conserve water.

🌹 Plant native plants to attract pollinators to your garden.

🌹 Register a **Garden Hero** from your garden club or community garden to recognize their garden leadership.

🌹 Grow a sustainable edible garden to improve your family's health. Not only will you produce nutritious and delicious food, your garden will help lower the carbon footprint of traditional food distribution.


🌹 Give a plant or a flower to a friend to show you care.

🌹 Saturday, June 17, is **National Garden Day** and time to celebrate **Garden Days**. It is a great day to stop and smell the blooms!

🌹 Next time you travel, visit gardens in local communities along the way.

Source: <https://livethegardenlife.gardenscanada.ca/garden-days/>

Photo by Allison Hamlyn, Gibsons Garden Club



CREEPING COMFREY, *SYMPHYTUM GRANDIFLORUM*

LYNDA PASACRETA, RICHMOND GARDEN CLUB

Working in Paulik Park always brings us surprises. All the volunteers look at each other and ask the question: "Where did this come from?"

We had jack-in-the-pulpit, *arisaema triphyllum*, show up this spring, deep in the middle of a large garden bed. "Where did this come from?"

Around the same time our pulmonaria was putting on a magnificent display, up popped something that looked very similar.

In order to identify, we clipped off a bit of the leaf and the flower and wandered around our two-acre perennial garden beds comparing both to what we thought it may be. It was not pulmonaria. It was creeping comfrey, *symphytum grandiflorum*.

Creeping comfrey grows very low to the ground, unlike the common comfrey that grows tall and wide. Common comfrey is kind of a bully in a garden. While it is a helpful herb, it wants to take over every spot in a garden, whether you want it or not.

Creeping comfrey has the same characteristics, growing thick carpets by runners. And like common comfrey, it is perennial.

It appeared in our garden beds in April and bloomed into May. The flowers started out red, then changed to blue and then opened into large, creamy white flowers. The petals are fused into tubes, making it difficult for bees to reach the nectar. Bumblebees nibble the flowers at their roots and clear the way for themselves and other species of bees. We had large yellow-faced bumblebees working away in our patches of creeping comfrey.

Creeping comfrey likes a sunny to partially shaded location.

We urge caution in introducing this plant to your garden as it is as tenacious as common comfrey. In Paulik Park it is in a small bed and can creep to its delight!



Photo by Lynda Pasacreta,
Richmond Garden Club, Paulik Park

IWGS SYMPOSIUM

VANCOUVER, B.C., CANADA



SAVE
THE DATE

23-27
AUGUST
2023



FOR MORE INFORMATION VISIT
IWGS.ORG



PURPLISH COPPER, *LYCAENA HELLOIDES*

BY CINDY TATARYN, VANCOUVER MASTER GARDENERS

Purplish Copper, *Lycaena helloides* (*Epidemia helloides*).

Purplish copper is a member of the gossamer wing family.

Range:

The purplish copper is a fairly common butterfly encountered in meadows, weedy fields, roadsides, and urban areas across southern Vancouver Island, southern BC, and the Peace River district. It prefers less developed areas, open weedy and moist areas, including vacant lots, gravel sites, and occasionally urban lawns.

Larval Food Plants:

Newly hatched caterpillars feed on the surface of leaves without perforating the tissue. The third and later instars cause feeding holes in leaves. The purplish copper larvae prefer dock (*Rumex*), knotweed (*Polygonum*), and other *Polygonaceae* family members such as sheep sorrel and bistort.

Time of Flight:

May to July and mid-August to mid-September.

Life Cycle:

The purplish copper has two generations per year. The caterpillars overwinter and pupate at the base of their food source. The eggs are white flattened spheres.

Description:

Larvae: The larvae are light green with white and red spots. The mature larva has a light brown head and apple green body with a yellowish spiracular line. The pupa is initially green. The larvae are up to 30 mm.

Adult: The sexes are quite dissimilar. The adult male's wings are coppery-brown with brown spots and a gold-coloured band on the margin of the hind wing, and has a purplish sheen. The female has yellowish orange wings with a copper-bronze sheen.

Coppers are members of the *lycaenidae* or gossamer-winged family. They are relatively small butterflies with large, black eyes surrounded by a white fringe that often extends along their body.

Native Plant:

Western dock (*Rumex*)

Western dock, *Rumex occidentalis*, is a perennial with a stout taproot. It has an erect stem that can sometimes be sparsely haired. The stem is usually single and unbranched below inflorescence that is usually reddish-tinged and .5 to 2 metres tall. Dock has several basal leaves that are oblong egg-shaped to oblong lance-shaped and varies from 6 to 40 cm long and 3 to 15 cm wide. Dock can have leaves that are heart-shaped to squared off at the base with wavy or crisped margins. It has few leaves on its stem.

The flowers are greenish, small, inconspicuous, and numerous. They are in large, dense, narrow panicles that have a few leafy bracts in the lower area.

Dock prefers moist to wet roadsides, ditches, and disturbed sites, meadows, shorelines, stream banks, tidal flats, beaches, and low to middle elevations, scattered but locally common throughout BC.

Sources:

Butterflies and Butterfly Gardening in the Pacific Northwest by Mary Kate Woodward (2005, Whitecap Books).

Garden Bugs of British Columbia: Gardening to Attract, Repel, and Control by Janice Elmhirst, Ken Fry, and Doug Macaulay (2008, Lone Pine Publishing).

Plants of Coastal British Columbia including Washington, Oregon & Alaska by Jim Pojar and Andy MacKinnon (2014, BC Ministry of Forests, Partners Publishing and Lone Pine).

PURPLISH COPPER, CONT'D

E-Fauna BC: Electronic Atlas of the Fauna of British Columbia [efauna.bc.ca]. Lab for Advanced Spatial Analysis, Department of Geography, University of British Columbia, Vancouver, by Brian Klinkenberg, 2020/2021.

E-Flora BC: Electronic Atlas of the Plants of British Columbia [eflora.bc.ca]. Lab for Advanced Spatial Analysis, Department of Geography, University of British Columbia, Vancouver, by Brian Klinkenberg, 2020/2021.



Purplish Copper

Source: Wikipedia
Commons



Western Dock

Source: Wikipedia
Commons

HELP WANTED!

Many of us held our annual plant sales early May. We would love to hear from the garden clubs, community gardens, and botanical gardens who held plant sales recently.

Tell us what you found made your plant sale **successful**. Give us a couple of comments and we will publish them in our next newsletter.

This is one of the benefits of belonging to BC Council of Garden Clubs. We can share our successes and hopefully help each other out!

Send us an email to newsletter@bcgardenclubs.com. We are looking forward to your great ideas!



Photo by Lynda Pasacreta,
Richmond Garden Club plant sale

BURNABY BLOOMS FESTIVAL

Lorna Herchenson, our membership and insurance coordinator, attended the Burnaby Blooms Festival on behalf of the BC Council of Garden Clubs. This year the event was held May 13 and 14 at the Shadbolt Centre for the Arts and Deer Lake Park.

The event was filled with eco-art installations, artist talks, walking tours, gardening workshops, plant sales, roving performers, food trucks, live music, and so much more.

Lorna enjoyed the company of the Vancouver Master Gardeners, Desert Plant Society of Vancouver, Vancouver Shade Garden Society, Vancouver Ikebana Association, Burnaby and Region Allotment Garden Association, and the Vancouver Dahlia Society, all members of BC Council of Garden Clubs!



Burnaby Blooms 2022 <https://www.burnaby.ca/our-city/news/2023-04-14/celebrate-spring-2023-burnaby->



NEWSLETTER CONTRIBUTIONS

We would love to feature your club or community garden in the newsletter.

Tell us about some of the projects your club or community garden is involved in.

You are invited to submit an article at any time (please include photos and name of author). Photos should be high resolution and you should include the name of the photographer if possible. Articles should be in the range of 300–500 words. If you have an idea for a

longer piece, connect with the newsletter editor in advance to discuss your idea.

Articles are due on the 15th of the month preceding publication. If they are submitted after that date, they will be held for the next issue.

The **next due date is June 15 for July 1**. Submissions/inquiries: newsletter@bcgardenclubs.com

Lynda Pasacreta, Editor

Pam Robertson, Copy Editor

BRITISH COLUMBIA COUNCIL OF GARDEN CLUBS

Lynda Pasacreta | President

Lorna Fraser | Past President

Cindy Tataryn | First Vice President

Ron Ouwerkerk | Second Vice President

Pam Robertson | Secretary

Ann Peters | Treasurer

Patty Molnar | Scholarship Fund

Lynda Pasacreta | Communications Coordinator

Lorna Herchenson | Membership Committee and Insurance

Lynda Pasacreta | Newsletter Committee

Frank Girard | Website

bcgardenclubs.com | www.facebook.com/bcgardenclubs